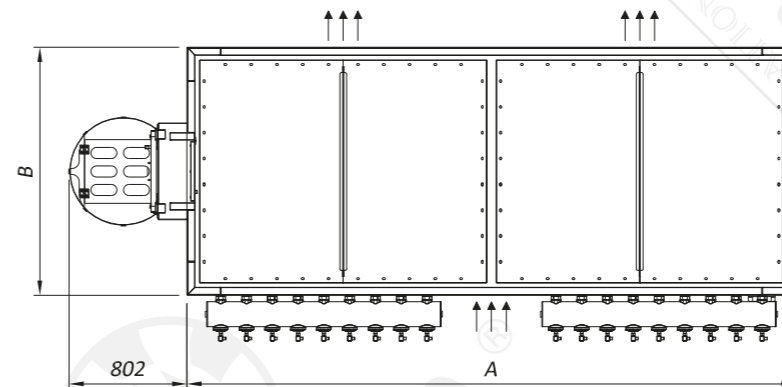
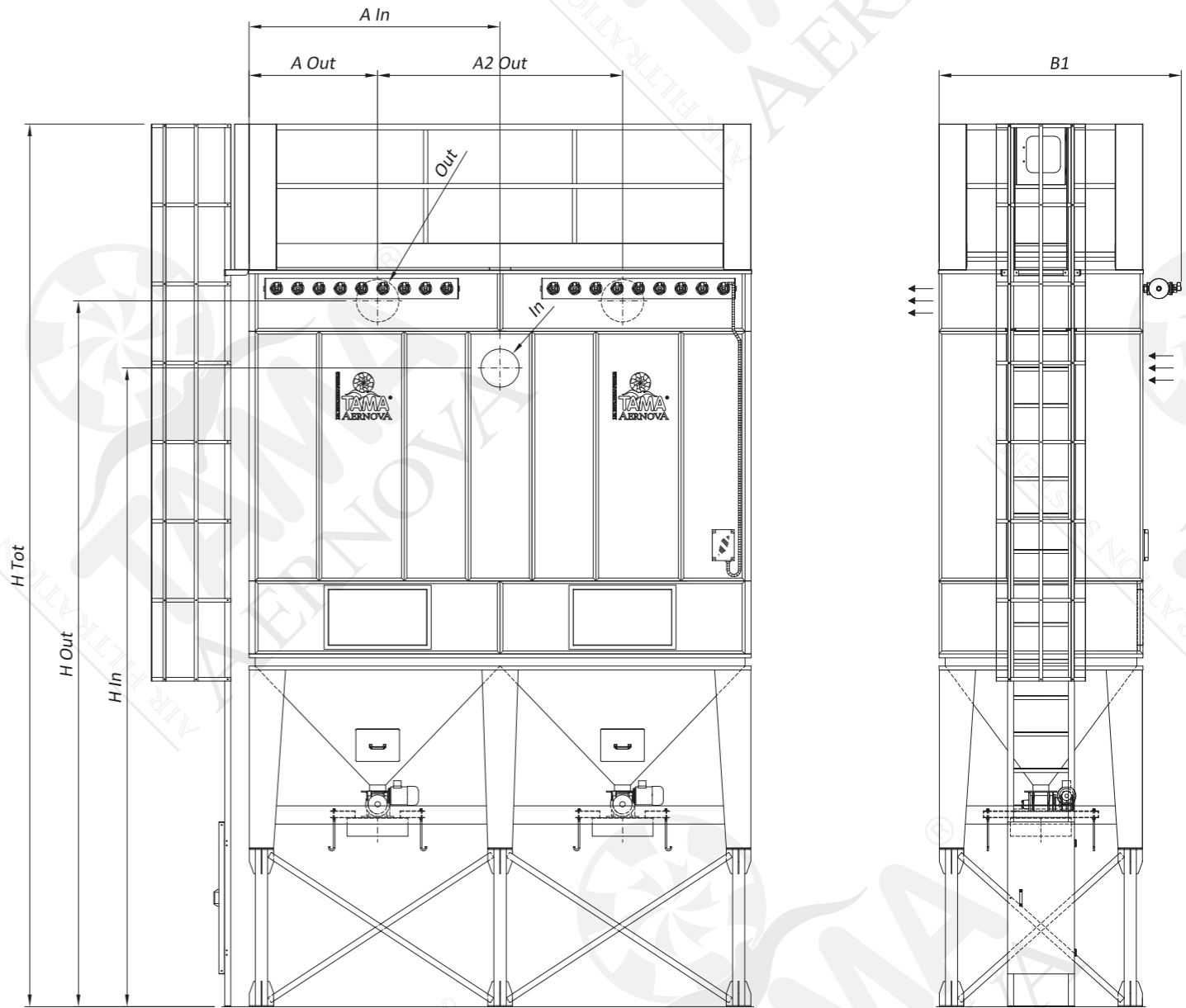


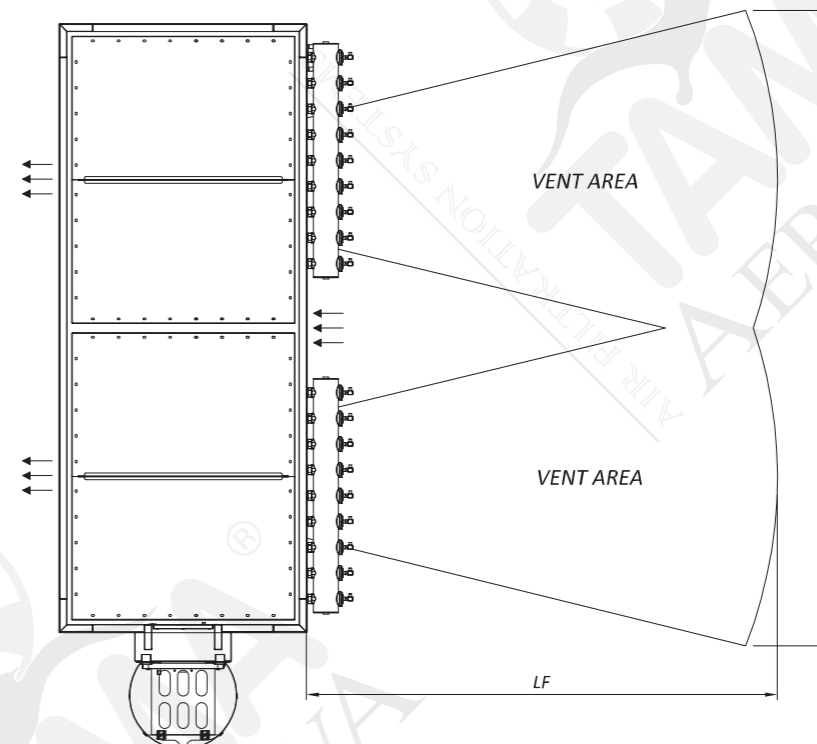
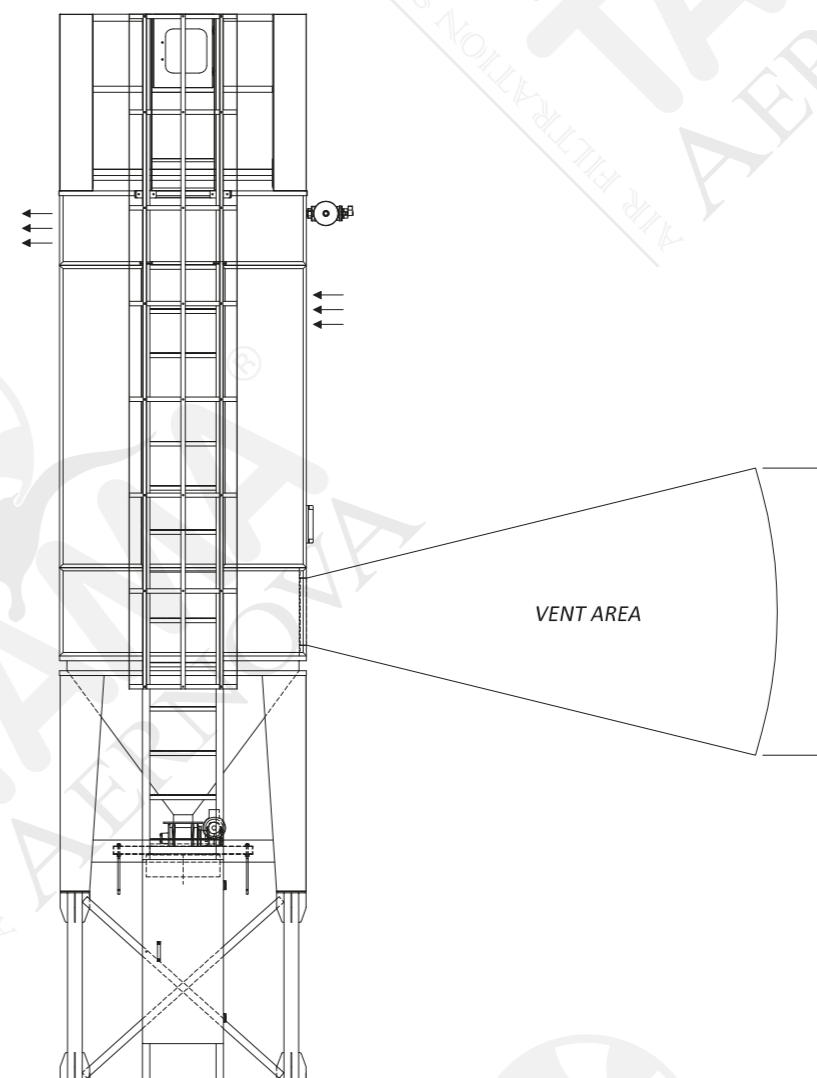
TECHNICAL SPECIFICATIONS						DIMENSIONS											
Model	Filtering surface	Number of filtering elements	Number of hoppers	Number of cleaning valves	Compressed air consumption	A	B	B1	H Tot	In	A In	H In	Out	A Out	A2 Out	H Out	Weight
	[m ²]	[-]	[-]	[-]	[Nl/activ]	[mm]	[mm]	[mm]	[mm]	[mm]	[mm]	[mm]	[mm]	[mm]	[mm]	[mm]	[kg]
CTVA12x0820	74	96	2	12	87	3075	1675	1995	7161	350 x 450	1537	5075	2 x (400 x 350)	793	1488	5705	2461
CTVA12x0825	93	96	2	12	87	3075	1675	1995	7661	350 x 550	1537	5525	2 x (450 x 350)	793	1488	6205	2693
CTVA12x0830	111	96	2	12	217	3075	1675	2035	8161	350 x 650	1537	5975	2 x (550 x 350)	793	1488	6705	2950
CTVA14x0820	87	112	2	14	87	3425	1675	1995	7161	350 x 500	1712	5050	2 x (450 x 350)	881	1663	5705	2636
CTVA14x0825	108	112	2	14	87	3425	1675	1995	7661	350 x 650	1712	5475	2 x (550 x 350)	881	1663	6205	2893
CTVA14x0830	130	112	2	14	217	3425	1675	2035	8161	350 x 750	1712	5925	2 x (650 x 350)	881	1663	6705	3175
CTVA12x1020	93	120	2	12	87	3075	2025	2345	7261	350 x 550	1537	5125	2 x (450 x 350)	793	1488	5805	2773
CTVA12x1025	116	120	2	12	87	3075	2025	2345	7761	350 x 700	1537	5550	2 x (600 x 350)	793	1488	6305	3029
CTVA12x1030	139	120	2	12	217	3075	2025	2385	8261	350 x 800	1537	6000	2 x (700 x 350)	793	1488	6805	3311
CTVA16x0820	99	128	2	16	87	3775	1675	1995	7261	350 x 600	1887	5100	2 x (500 x 350)	968	1838	5805	2808
CTVA16x0825	124	128	2	16	87	3775	1675	1995	7761	350 x 750	1887	5525	2 x (600 x 350)	968	1838	6305	3089
CTVA16x0830	148	128	2	16	217	3775	1675	2035	8261	350 x 850	1887	5975	2 x (750 x 350)	968	1838	6805	3396
CTVA18x0820	111	144	2	18	87	4125	1675	1995	7361	350 x 650	2062	5175	2 x (550 x 350)	1056	2013	5905	3009
CTVA18x0825	139	144	2	18	87	4125	1675	1995	7861	350 x 800	2062	5600	2 x (700 x 350)	1056	2013	6405	3291
CTVA18x0830	167	144	2	18	217	4125	1675	2035	8361	350 x 1000	2062	6000	2 x (800 x 350)	1056	2013	6905	3622
CTVA18x0920	125	162	2	18	87	4125	1850	2170	7361	350 x 750	2062	5125	2 x (600 x 350)	1056	2013	5905	3129
CTVA18x0925	156	162	2	18	87	4125	1850	2170	7861	350 x 900	2062	5550	2 x (750 x 350)	1056	2013	6405	3411
CTVA18x0930	188	162	2	18	217	4125	1850	2210	8361	350 x 1100	2062	5950	2 x (900 x 350)	1056	2013	6905	3767
CTVA22x0820	136	176	2	22	87	4825	1675	1995	7661	350 x 800	2412	5400	2 x (650 x 350)	1231	2363	6205	3358
CTVA22x0825	170	176	2	22	87	4825	1675	1995	8161	350 x 1000	2412	5800	2 x (850 x 350)	1231	2363	6705	3690
CTVA22x0830	204	176	2	22	217	4825	1675	2035	8661	350 x 1200	2412	6200	2 x (1000 x 350)	1231	2363	7205	4096
CTVA18x1020	139	180	2	18	87	4125	2025	2345	7261	350 x 800	2062	5000	2 x (700 x 350)	1056	2013	5805	3303
CTVA18x1025	174	180	2	18	87	4125	2025	2345	7761	350 x 1000	2062	5400	2 x (850 x 350)	1056	2013	6305	3609
CTVA18x1030	209	180	2	18	217	4125	2025	2385	8261	350 x 1200	2062	5800	2 x (1000 x 350)	1056	2013	6805	3991



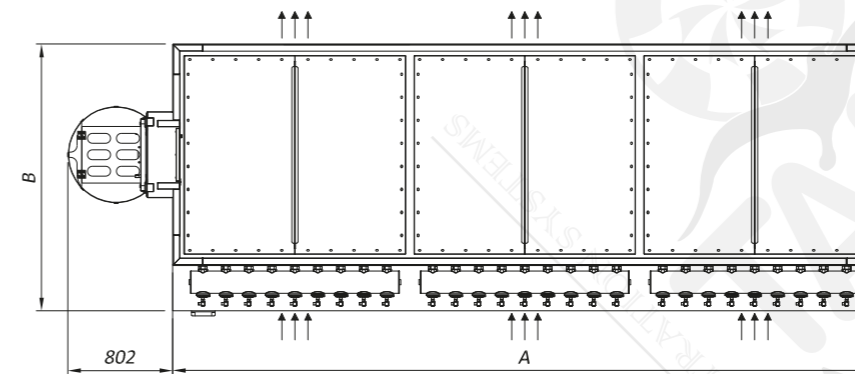
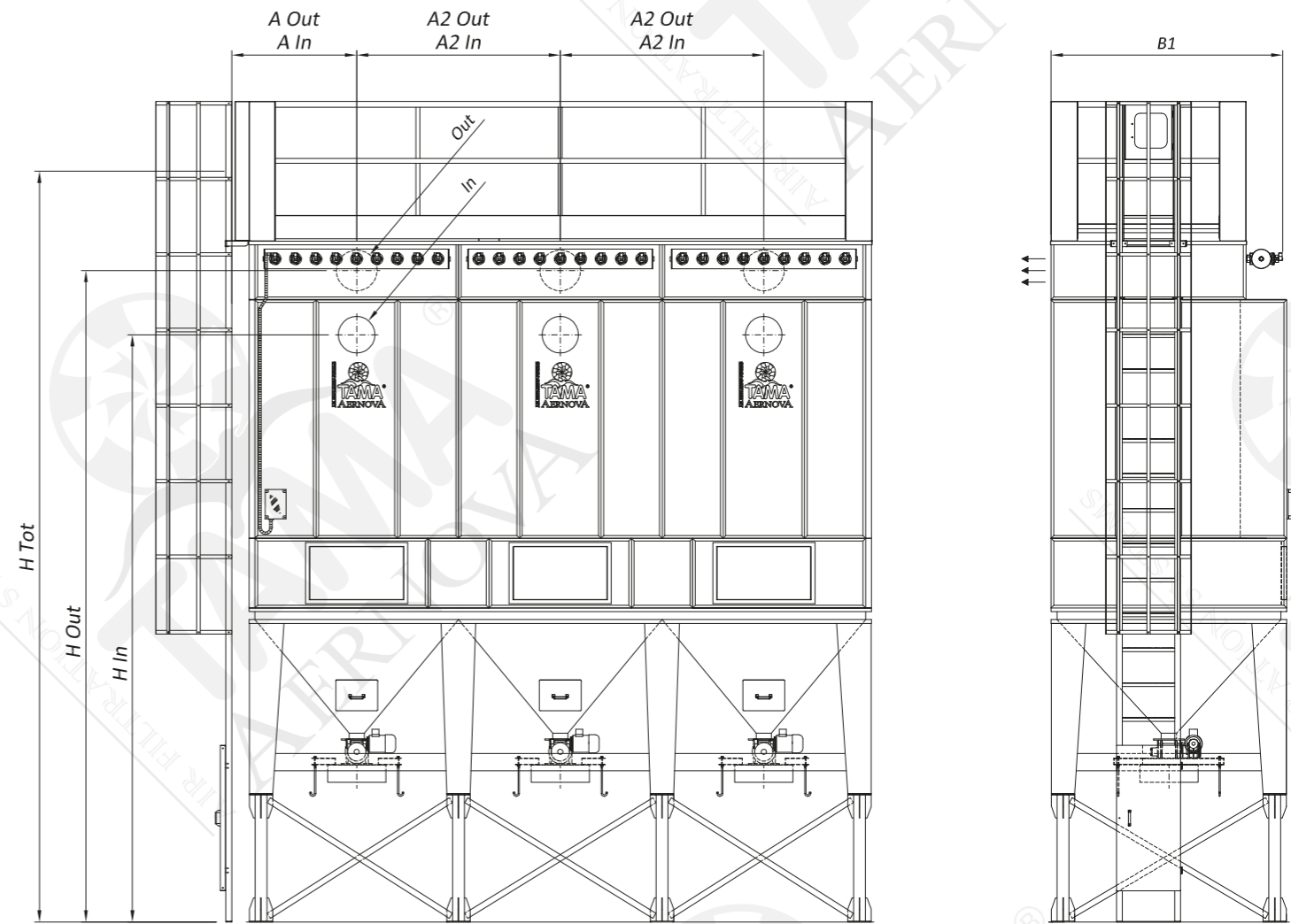
TECHNICAL SPECIFICATIONS		
Certification code	II 3 D Ex h IIC T200°C Dc -10°C<T<40°C	
Max working negative pressure	Pa	5000
Working Temperature	°C	-10<T<40
Electric control panel feeding	230 V AC 50Hz	
Bag cleaning system	pulse-jet	
Compressed air tank working pressure	bar	5
Rotary valve solid discharge**	mc/h	2
Rotary valve power**	kW	0,5

** The rotary valve is available also with other configurations. The data are referred to a single rotary valve.

EXPLOSION CHARACTERISTICS				DIMENSIONS		
Model	Number of venting panels	P max	Kst	LF	WF	TF
	[-]	[bar]	[m bar/s]	[m]	[m]	[m]
CTVA12x0820	3	8,9	199	22	9	7
CTVA12x0825	3	8	150	23	9	7
CTVA12x0830	3	8	150	24	9	7
CTVA14x0820	3	8,9	199	23	9	7
CTVA14x0825	3	8	150	24	9	7
CTVA14x0830	3	8	150	25	9	7
CTVA12x1020	3	8,9	199	24	9	7
CTVA12x1025	3	8	150	25	9	7
CTVA12x1030	3	8	150	26	10	8
CTVA16x0820	3	8,9	199	24	10	7
CTVA16x0825	4	8,9	199	25	10	7
CTVA16x0830	4	8,9	199	25	10	7
CTVA18x0820	3	8,9	199	24	10	7
CTVA18x0825	4	8,9	199	25	10	7
CTVA18x0830	4	8,9	199	26	11	8
CTVA18x0920	3	8,9	199	25	10	7
CTVA18x0925	4	8,9	199	26	11	8
CTVA18x0930	4	8,9	199	27	11	8
CTVA22x0820	3	8,9	199	26	11	8
CTVA22x0825	4	8,9	199	27	12	8
CTVA22x0830	5	8,9	199	28	12	8
CTVA18x1020	4	8,9	199	26	11	8
CTVA18x1025	4	8,9	199	27	11	8
CTVA18x1030	4	8	150	28	11	8



TECHNICAL SPECIFICATIONS						DIMENSIONS												
Model	Filtering surface	Number of filtering elements	Number of hoppers	Number of cleaning valves	Compressed air consumption	A	B	B1	H Tot	In	A In	A2 In	H In	Out	A Out	A2 Out	H Out	Weight
	[m ²]	[-]	[-]	[-]	[NI/activ]	[mm]	[mm]	[mm]	[mm]	[mm]	[mm]	[mm]	[mm]	[mm]	[mm]	[mm]	[mm]	[kg]
CTVA24x0820	148	192	3	24	87	4825	2025	1995	7261	3 x (Ø350)	1100	1313	5225	3 x (500 x 350)	1100	1313	5805	3813
CTVA24x0825	185	192	3	24	87	4825	2025	1995	7761	3 x (Ø400)	1100	1313	5700	3 x (600 x 350)	1100	1313	6305	4169
CTVA24x0830	222	192	3	24	217	4825	2025	2035	8261	3 x (350 x 450)	1100	1313	6175	3 x (750 x 350)	1100	1313	6805	4576
CTVA27x0820	167	216	3	27	87	5350	2025	1995	7261	3 x (Ø380)	925	1750	5210	3 x (550 x 350)	925	1750	5805	4073
CTVA27x0825	209	216	3	27	87	5350	2025	1995	7761	3 x (Ø420)	925	1750	5690	3 x (700 x 350)	925	1750	6305	4454
CTVA27x0830	250	216	3	27	217	5350	2025	2035	8261	3 x (Ø450)	925	1750	6175	3 x (800 x 350)	925	1750	6805	4911
CTVA27x0920	188	243	3	27	87	5350	2375	2345	7361	3 x (Ø400)	925	1750	5300	3 x (600 x 350)	925	1750	5905	4554
CTVA27x0925	235	243	3	27	87	5350	2375	2345	7861	3 x (Ø450)	925	1750	5775	3 x (750 x 350)	925	1750	6405	4961
CTVA27x0930	282	243	3	27	217	5350	2375	2385	8361	3 x (Ø480)	925	1750	6260	3 x (900 x 350)	925	1750	6905	5442
CTVA30x1020	232	300	3	30	87	5875	2375	2345	7661	3 x (350 x 450)	1012	1925	5575	3 x (750 x 350)	1012	1925	6205	4973
CTVA30x1025	290	300	3	30	87	5875	2375	2345	8161	3 x (350 x 600)	1012	1925	6000	3 x (950 x 350)	1012	1925	6705	5430
CTVA30x1030	348	300	3	30	217	5875	2375	2385	8661	3 x (350 x 700)	1012	1925	6450	3 x (1150 x 350)	1012	1925	7205	6011
CTVA33x1020	255	330	3	33	87	6400	2375	2345	7661	3 x (Ø480)	1100	2100	5560	3 x (850 x 350)	1100	2100	6205	5288
CTVA33x1025	319	330	3	33	87	6400	2375	2345	8161	3 x (Ø520)	1100	2100	6040	3 x (1050 x 350)	1100	2100	6705	5770
CTVA33x1030	382	330	3	33	217	6400	2375	2385	8661	3 x (Ø580)	1100	2100	6510	3 x (1250 x 350)	1100	2100	7205	6376
CTVA36x1020	278	360	3	36	87	6925	2375	2345	7661	3 x (350 x 550)	1012	2450	5525	3 x (900 x 350)	1012	2450	6205	5603
CTVA36x1025	348	360	3	36	87	6925	2375	2345	8161	3 x (350 x 700)	1012	2450	5950	3 x (1150 x 350)	1012	2450	6705	6110
CTVA36x1030	417	360	3	36	217	6925	2375	2385	8661	3 x (350 x 800)	1012	2450	6400	3 x (1350 x 350)	1012	2450	7205	6766
CTVA44x1025	425	440	4	44	217	8500	2375	2385	8161	4 x (Ø520)	1100	2100	6040	4 x (1050 x 350)	1100	2100	6705	7665
CTVA44x1030	510	440	4	44	217	8500	2375	2385	8661	4 x (Ø580)	1100	2100	6510	4 x (1250 x 350)	1100	2100	7205	8321
CTVA50x1025	483	500	5	50	217	9725	2375	2385	8161	5 x (350 x 600)	1012	1925	6000	5 x (950 x 350)	1012	1925	6705	8920
CTVA50x1030	579	500	5	50	217	9725	2375	2385	8661	5 x (350 x 700)	1012	1925	6450	5 x (1150 x 350)	1012	1925	7205	9626
CTVA60x1025	579	600	6	60	217	11650	2375	2385	8161	6 x (350 x 600)	1012	1925	6000	6 x (950 x 350)	1012	1925	6705	10700
CTVA60x1030	695	600	6	60	217	11650	2375	2385	8661	6 x (350 x 700)	1012	1925	6450	6 x (1150 x 350)	1012	1925	7205	11531



TECHNICAL SPECIFICATIONS		
Certification code	II 3 D Ex h IIC T200°C Dc -10°C<T<40°C	
Max working negative pressure	Pa	5000
Working Temperature	°C	-10<T<40
Electric control panel feeding	230 V AC 50Hz	
Bag cleaning system	pulse-jet	
Compressed air tank working pressure	bar	5
Rotary valve solid discharge**	mc/h	2
Rotary valve power**	kW	0,5

** The rotary valve is available also with other configurations. The data are referred to a single rotary valve.

EXPLOSION CHARACTERISTICS				DIMENSIONS		
Model	Number of venting panels	P max	Kst	LF	WF	TF
	[-]	[bar]	[m bar/s]	[m]	[m]	[m]
CTVA24x0820	4	8,9	199	28	12	8
CTVA24x0825	4	8,9	199	27	12	8
CTVA24x0830	5	8,9	199	30	13	9
CTVA27x0820	4	8,9	199	29	12	8
CTVA27x0825	5	8,9	199	30	13	9
CTVA27x0830	5	8,9	199	31	13	9
CTVA27x0920	5	8,9	199	31	13	9
CTVA27x0925	5	8,9	199	32	13	9
CTVA27x0930	5	8,9	199	33	14	10
CTVA30x1020	5	8,9	199	32	14	9
CTVA30x1025	5	8,9	199	33	14	9
CTVA30x1030	6	8,9	199	34	15	10
CTVA33x1020	6	8,9	199	32	14	9
CTVA33x1025	6	8,9	199	33	15	10
CTVA33x1030	6	8,9	199	34	15	10
CTVA36x1020	6	8,9	199	33	16	10
CTVA36x1025	6	8,9	199	34	16	10
CTVA36x1030	7	8,9	199	35	16	10
CTVA44x1025	7	8,9	199	37	18	11
CTVA44x1030	8	8,9	199	38	18	11
CTVA50x1025	8	8,9	199	39	19	11
CTVA50x1030	8	8,9	199	40	19	11
CTVA60x1025	9	8,9	199	41	22	12
CTVA60x1030	9	8,9	199	42	22	12

